









JCM Service Saddles

							
<p>Single Strap Shopcoat</p> <p>Steel strap, zinc plated with dichromate seal</p>	<p>Double Strap Shopcoat</p> <p>Steel strap, zinc plated with dichromate seal.</p>	<p>Single Strap Shopcoat</p> <p>Stainless steel strap, 18-8 Type 304, straps are equal to or greater than the internal diameter of the gasket to provide for proper pipe support and gasket loading. Strap is 14 gauge stainless steel. Straps are passivated for corrosion resistance.</p>	<p>Double Strap Shopcoat</p> <p>Stainless steel straps, 18-8 Type 304, straps are equal to or greater than the internal diameter of the gasket to provide for proper pipe support and gasket loading. Straps are 14 gauge stainless steel. Straps are passivated for corrosion resistance.</p>	<p>Single Strap Coated</p> <p>Stainless steel strap, 18-8 Type 304, straps are equal to or greater than the internal diameter of the gasket to provide for proper pipe support and gasket loading. Strap is 14 gauge stainless steel. Straps are passivated for corrosion resistance.</p>	<p>Double Strap Coated</p> <p>Stainless steel straps 18-8 Type 304, straps are equal to or greater than the internal diameter of the gasket to provide for proper pipe support and gasket loading. Straps are 14 gauge stainless steel. Straps are passivated for corrosion resistance.</p>	<p>Single Strap Coated</p> <p>Steel strap, zinc plated with dichromate seal</p>	<p>Double Strap Coated</p> <p>Steel strap, zinc plated with dichromate seal.</p>
Model 401	Model 402	Model 403	Model 404	Model 405	Model 406	Model 407	Model 408
<p>Outlet Sizes*</p> <p>1/2" IP</p> <p>3/4 IP / CC</p> <p>1 IP / CC</p> <p>1-1/4 IP / CC</p> <p>1-1/2 IP / CC</p> <p>1-3/4 IP / CC</p> <p>2 IP / CC</p> <p>2-1/2 IP</p>	<p>Outlet Sizes</p> <p>3/4 IP / CC</p> <p>1 IP / CC</p> <p>1-1/4 IP / CC</p> <p>1-1/2 IP / CC</p> <p>1-3/4 IP / CC</p> <p>2 IP / CC</p> <p>2-1/2 IP</p>	<p>Outlet Sizes*</p> <p>1/2" IP</p> <p>3/4 IP / CC</p> <p>1 IP / CC</p> <p>1-1/4 IP / CC</p> <p>1-1/2 IP / CC</p> <p>1-3/4 IP / CC</p> <p>2 IP / CC</p> <p>2-1/2 IP</p>	<p>Outlet Sizes</p> <p>3/4 IP / CC</p> <p>1 IP / CC</p> <p>1-1/4 IP / CC</p> <p>1-1/2 IP / CC</p> <p>1-3/4 IP / CC</p> <p>2 IP / CC</p> <p>2-1/2 IP</p>	<p>Outlet Sizes*</p> <p>1/2" IP</p> <p>3/4 IP / CC</p> <p>1 IP / CC</p> <p>1-1/4 IP / CC</p> <p>1-1/2 IP / CC</p> <p>1-3/4 IP / CC</p> <p>2 IP / CC</p> <p>2-1/2 IP</p>	<p>Outlet Sizes</p> <p>3/4 IP / CC</p> <p>1 IP / CC</p> <p>1-1/4 IP / CC</p> <p>1-1/2 IP / CC</p> <p>1-3/4 IP / CC</p> <p>2 IP / CC</p> <p>2-1/2 IP</p>	<p>Outlet Sizes*</p> <p>1/2" IP</p> <p>3/4 IP / CC</p> <p>1 IP / CC</p> <p>1-1/4 IP / CC</p> <p>1-1/2 IP / CC</p> <p>1-3/4 IP / CC</p> <p>2 IP / CC</p> <p>2-1/2 IP</p>	<p>Outlet Sizes</p> <p>3/4 IP / CC</p> <p>1 IP / CC</p> <p>1-1/4 IP / CC</p> <p>1-1/2 IP / CC</p> <p>1-3/4 IP / CC</p> <p>2 IP / CC</p> <p>2-1/2 IP</p>
<p>Recommend for Rigid Pipe</p> <p>Cast Iron, Ductile Iron, Steel</p>	<p>Recommend for Rigid Pipe</p> <p>Cast Iron, Ductile Iron, Steel</p>	<p>Recommended for Flexible or Brittle Pipe</p> <p>PVC, HDPE, Asbestos Cement</p>	<p>Recommended for Flexible or Brittle Pipe</p> <p>PVC, HDPE, Asbestos Cement</p>	<p>Recommended for Flexible or Brittle Pipe</p> <p>PVC, HDPE, Asbestos Cement</p>	<p>Recommended for Flexible or Brittle Pipe</p> <p>PVC, HDPE, Asbestos Cement</p>	<p>Recommend for Rigid Pipe</p> <p>Cast Iron, Ductile Iron, Steel</p>	<p>Recommend for Rigid Pipe</p> <p>Cast Iron, Ductile Iron, Steel</p>

*Saddle/Outlet size combinations limited. See catalog or price list for available products.